



DVS at a Glance

BENEFIT SERVICES

Assists Virginia's veterans and their dependents in obtaining benefits to which they are entitled under federal and state law

- 25,120** Claims submitted to U.S. Department of Veterans Affairs in FY13
- 14,354** Claims adjudicated by USDVA in FY13
- 10,978** Claims granted in FY13 – 76% approval rate
- 142,592** Client contacts in FY13
- \$1.9B** Compensation and disability payments to Virginia veterans and dependents in FFY12

VIRGINIA WOUNDED WARRIOR PROGRAM

Provides behavioral health, rehabilitation services, and support to veterans, National Guard members, reservists, and their family members

- 5,431** Total Individual Services Delivered (Information and Referrals + Direct Services)
- 1,938** Individual Information and Referrals Provided
- 3,453** Individual Direct Services Provided
- 712** Community events conducted by VWWP staff
- 171,706** Virginians reached at VWWP sponsored or co-sponsored community events
- 4,851** Military personnel and families reached at 64 VWWP sponsored briefings specifically targeted to a military audience



STATE APPROVING AGENCY FOR VETERANS EDUCATION AND TRAINING

Approves institutions and establishments operating in Virginia in order that eligible veterans and their dependents may enroll and receive financial assistance (GI Bill benefits) from the U.S. Department of Veterans Affairs (USDVA) while pursuing an approved educational course or program.

4TH Commonwealth's ranking among the 50 states in terms of veterans using their GI Bill benefits in FFY12

\$571M Amount of GI Bill benefits paid to Virginia recipients in FFY12

1,032 Instructional institutions in Virginia approved to provide training to veterans and dependents in FFY12

+167% Growth from FFY07 to FFY12 in number of Virginia veterans and dependents using GI Bill benefits

VETERANS CARE CENTERS

Provide long-term care, assisted living care, Alzheimer's/dementia care, and short-term rehabilitation to Virginia's veterans

Sitter & Barfoot Veterans Care Center—adjacent to McGuire Veterans Affairs Medical Center, Richmond

160 Beds in private rooms providing skilled nursing care and a secure Alzheimer's/dementia unit

Virginia Veterans Care Center—adjacent to Salem Veterans Affairs Medical Center

240 Beds providing skilled nursing care, domiciliary care, and a secure Alzheimer's/dementia unit

131,989 Patient days of care provided at both care centers in FY13 (90% capacity)



VIRGINIA VETERANS CEMETERIES

Serve the memorial and perpetual care needs of veterans and eligible dependents. Virginia's veterans cemeteries are shrines commemorating the personal sacrifice of those who served and those who stand ready to defend our freedom

1,346 Interments conducted at the Albert G. Horton, Jr. Memorial Veterans Cemetery (Suffolk), Virginia Veterans Cemetery (Amelia), and the Southwest Virginia Veterans Cemetery (Dublin) in FY13

VIRGINIA WAR MEMORIAL

The Commonwealth of Virginia's monument to honor the memory of Virginia's men and women who demonstrated a willingness to serve and fight to defend our way of life from World War II to the present; and through its Education Center serves as the Center of Excellence for the Commonwealth in education of Virginian's experience of war from the birth of our nation to the present. In its educational mission, the Virginia War Memorial will project a variety of internal and outreach programs, artifacts, research materials, Virginians at War documentaries, exhibitions, seminars, and ceremonies will be used to instill a living memorial to all citizens and citizen-warriors of the nation's commitment to freedom.

60,004 Visitors to the Virginia War Memorial in FY13

DVS Locations – as of 2/4/14

DVS Locations

Benefits Services Offices

- 1 Accomac
- 2 Alexandria
- 3 Big Stone Gap
- 4 Bristol
- 5 Cedar Bluff
- 6 Charlottesville
- 7 Danville
- 8 Fairfax
- 9 Front Royal
- 10 Hampton
- 11 Hampton VA Medical Center
- 12 Henrico
- 13 Lynchburg
- 14 McGuire VA Medical Center (Richmond)
- 15 Portsmouth
- 16 Quantico
- 17 Roanoke
- 18 Salem VA Medical Center
- 19 South Hill
- 20 Staunton
- 21 Tidewater (Norfolk)
- 22 Virginia Beach
- 23 Wytheville

Care Centers

- ★ Sitter and Barfoot Veterans Care Center, Richmond
- ★ Virginia Veterans Care Center, Roanoke

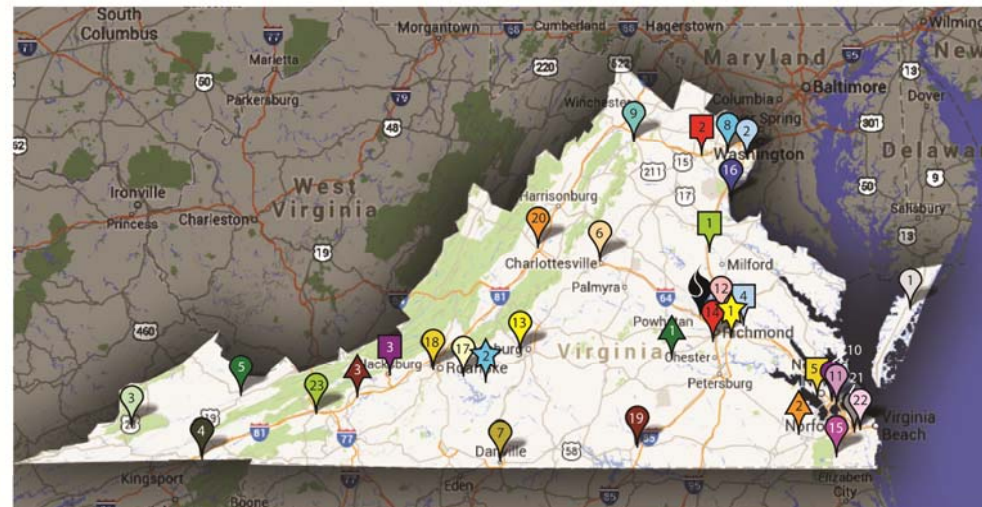


Virginia Wounded Warrior Program

- 1 Region I - Fredricksburg
- 2 Region II - Leesburg
- 3 Region III - Blacksburg
- 4 Region IV - Richmond
- 5 Region V - Hampton

Cemeteries

- ▲ Virginia Veterans Cemetery, Amelia
- ▲ Albert G. Horton, Jr., Memorial Veterans Cemetery Suffolk
- ▲ Southwest Virginia Veterans Cemetery, Dublin

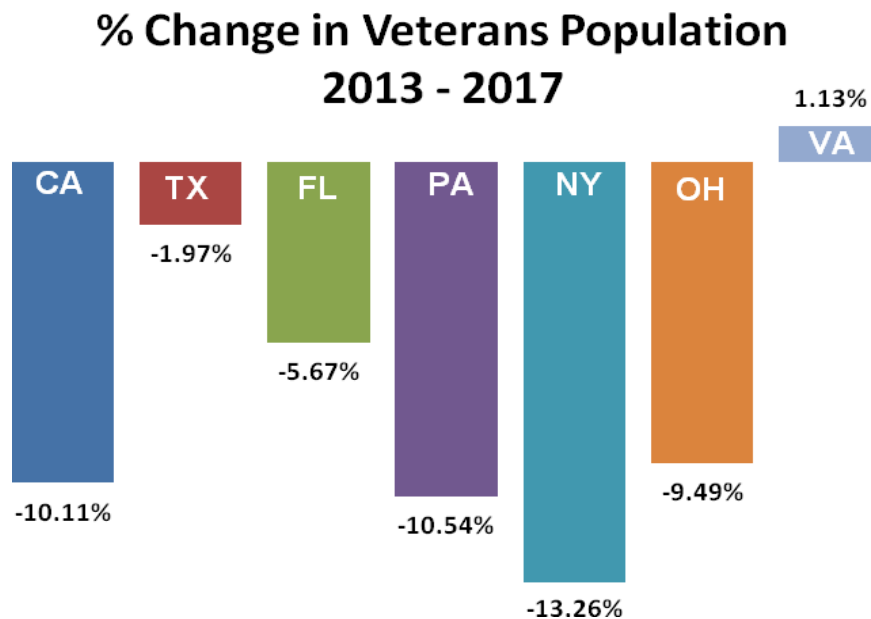


Who are Virginia's Veterans?

POPULATION

840,398 Projected number of veterans living in Virginia as of September 30, 2013 (*USDVA, Table 6L*)

The number of veterans living in Virginia is expected to peak at 849,892 veterans in 2017, before beginning to decline slightly. The increase of 9,494 veterans from 2013 to 2017 represents a 1.13% increase. Virginia is one of only three states in which the population is forecast to rise through 2017. The others are Wyoming (rise of 341 veterans, or 0.60%) and Alaska (rise of 118 veterans, 0.16%).

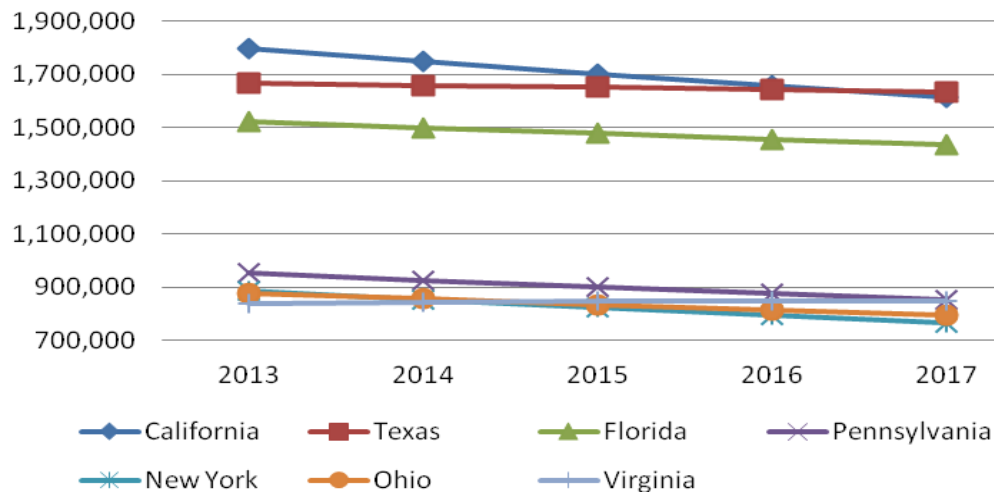


In contrast, the veterans population in California is forecast to decrease from 1,795,455 in 2013 to 1,613,883 in 2017. Other states with a large veterans population will see similar declines from 2013 to 2017 including New York (-117,457), Pennsylvania (-100,484), Florida (-86,258), and Ohio (-83,269).

In percentage terms, the state with the largest decline in veterans population is New Jersey, where the population is expected to decline by 14.32%, from 425,094 in 2013 to 364,213 in 2017.

7th Virginia's national ranking in terms of the 2013 veteran population (*USDVA, Table 6L*). The USDVA predicts that Virginia will rank 5th by 2015 and 4th by 2018.

Veteran Population 2013-2017



134,150 Number of female veterans in Virginia in 2013 (*USDVA, Table 6L*)

ERA OF SERVICE (AS OF SEPTEMBER 30, 2013)

675,835 Total war time

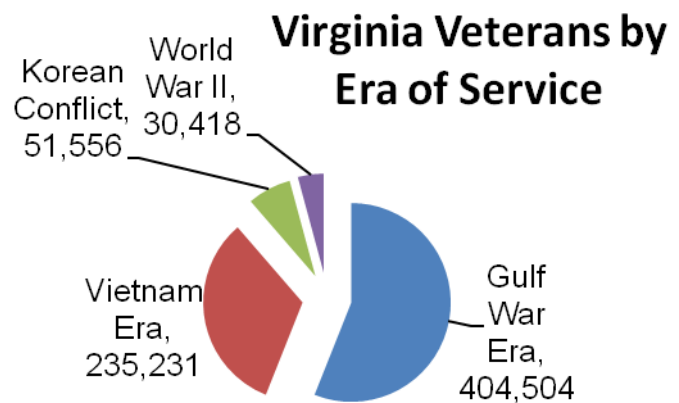
164,563 Total peace time

404,504 Gulf War Era

235,231 Vietnam Era

51,556 Korean Conflict

30,418 World War II



(*USDVA, Table 7L. Note: veterans who served in multiple conflicts may be counted twice. For example, a veteran who served in both WWII and Korea would be counted in both sets of numbers.*)



EDUCATION

57,264 Number of veterans receiving G.I. Bill benefits in Virginia in FFY12. Virginia ranks 4th in the nation in number of veterans receiving G.I. Bill benefits

\$571M Total G.I. Bill benefits paid to veterans in Virginia in FFY12

DISABLED VETERANS

146,341 Number of veterans receiving USDVA disability benefits as of September 30, 2012

\$1.9B Disability payments to Virginia veterans in FFY12

HOMELESSNESS AND HOUSING

719 Estimated number of homeless veterans in Virginia on a single night in January 2013
(*U.S. Department of Housing and Urban Development (HUD), HUD's 2013 Continuum of Care Homeless Assistance Programs Homeless Populations and Subpopulations – Virginia, Preliminary Data submitted to HUDHDX in May 2013 as reported via the Virginia Department and Housing and Community Development*)

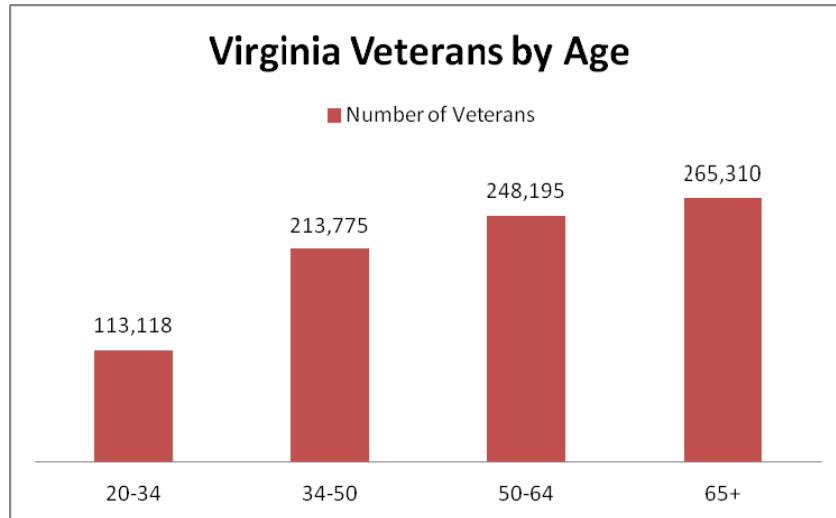
1,500 to 2,500 Estimated number of veterans estimated to be homeless in Virginia at some point in FY13.

157 Number of homeless veterans housed in FY13 through the Virginia Wounded Warrior Program.

AGING

265,310 Projected number of veterans age 65+ living in Virginia in 2013 (USDVA, Table 6L)

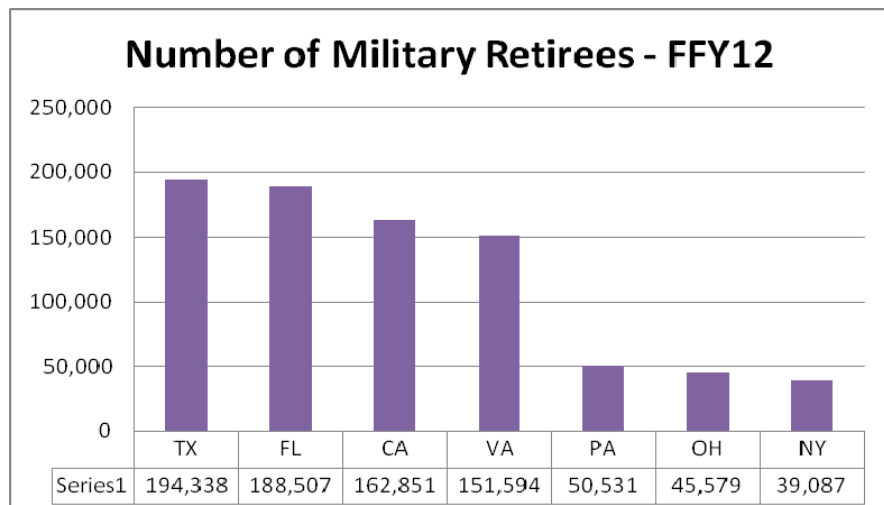
The number of veterans age 65+ will continue to increase annually, reaching more than 274,283 by 2017 (USDVA, Table 6L)



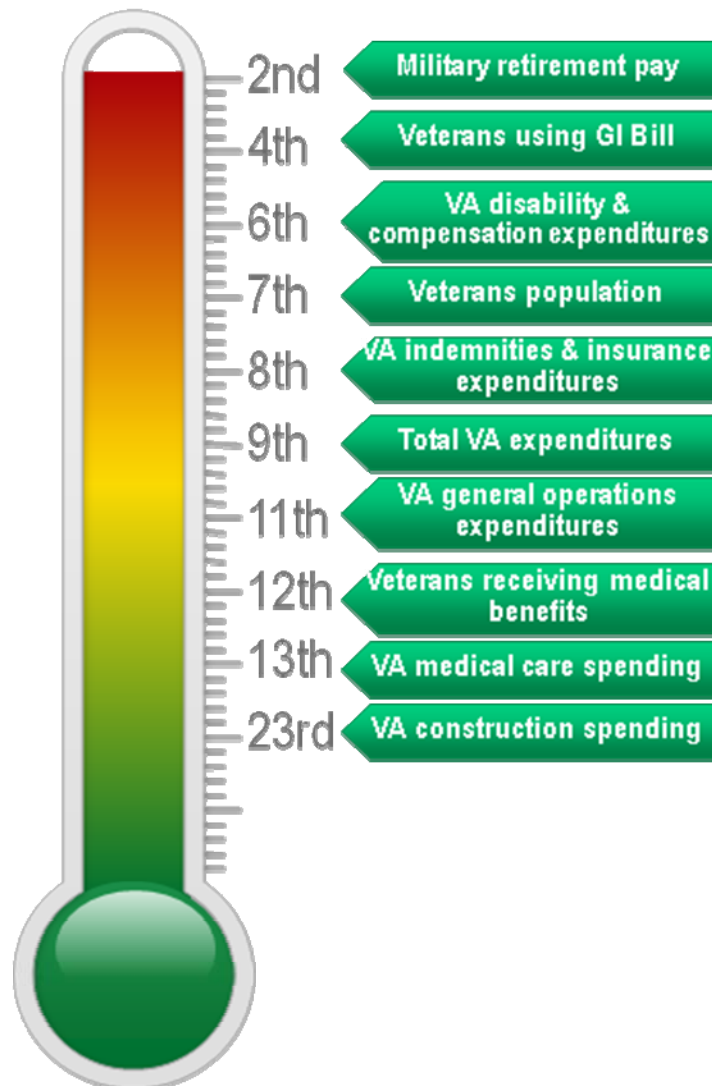
MILITARY RETIREES

151,594 Number of military retirees in Virginia. Virginia ranks fourth in the nation.

(DoD, Office of the Actuary, Statistical Report on the Military Retirement System, Fiscal Year 2012)



Where does Virginia rank nationally? (FFY12)



Veterans Economic Impact on Virginia

Virginia's veterans have a significant positive economic impact on the Commonwealth, bringing in \$8.6B in federal funding through compensation and pension payments, construction expenditures, educational and vocational rehabilitation employment expenditures, medical expenditures, and military retiree pay.

USDVA EXPENDITURES IN VIRGINIA DURING FFY12¹

\$3.85B Total USDVA expenditures in Virginia

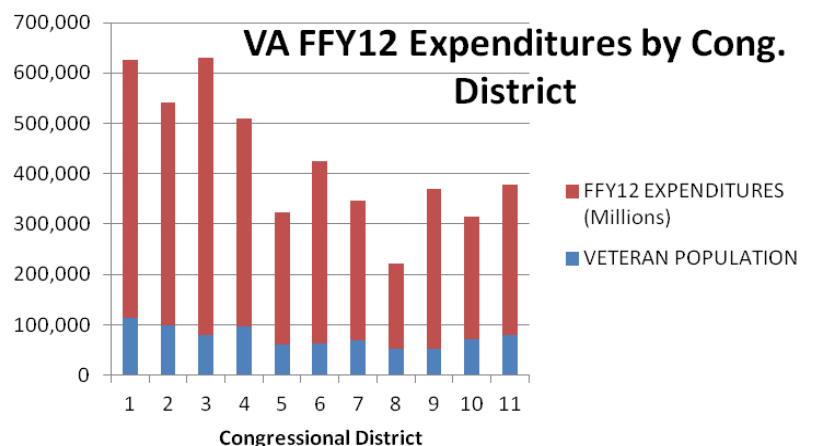
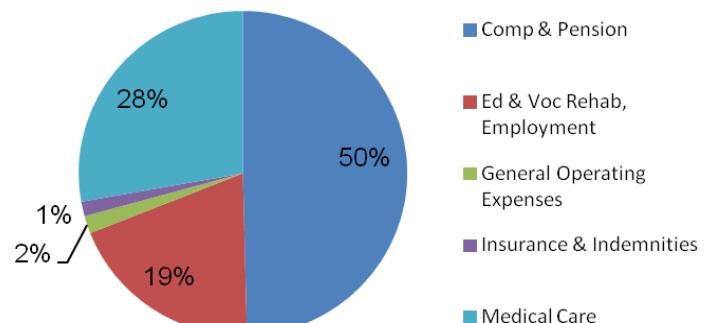
\$1.9B Compensation and disability payments to Virginia veterans and their dependents.

\$67.17M General operating expenses


\$744.3M Education and vocational rehabilitation employment expenditures

\$1.07B Medical care expenditures

VA Expenditures in Virginia FFY12



¹. Source for all data on this page: U.S. Department of Veterans Affairs, FY12 Summary of Expenditures by State, <http://www.va.gov/vetdata/Expenditures.asp>



Map of Virginia Congressional districts



IMPACT OF NEW COMPENSATION AND PENSION CLAIMS FY13

\$153.6M Estimated total fiscal impact of new compensation and pension claims submitted in FY13.

This is based on number of claims submitted by DVS on behalf of Virginia's veterans and approved by the Roanoke Regional Office of the USDVA (10,978 claims were approved by the USDVA out of 14,354 adjudicated). Multiplied by \$8,000 (the average compensation awarded by the USDVA in Virginia), gives a subtotal of \$87.8M. Retroactive awards to veterans in FY13 totaled \$65.8M, making the total impact \$153.6M.

US DEPARTMENT OF DEFENSE EXPENDITURES IN VIRGINIA IN FFY12

\$4.85B Retirement pay to military retirees in Virginia. Virginia ranks second, after Texas, in the amount of military retirement pay received. (*Department of Defense, Office of the Actuary, Statistical Report on the Military Retirement System, Fiscal Year 2012.*)

FFY12 Military Retired Pay (in thousands)

