

# Virginia Higher Education: Reports and Updates

Senate Finance and Appropriations Committee  
Higher Education Subcommittee  
January 12, 2021



STATE COUNCIL OF HIGHER  
EDUCATION FOR VIRGINIA

# Overview

---

- **Preliminary overview of the Federal 2021 Consolidated Appropriations Act**
- **Update on 2021-21 school year operations, enrollment and other impacts of COVID-19**
- **Overview of key 2020 SCHEV reports**

# Preliminary federal funding overview

---

- ↑ Institutions expected to receive more funding in direct aid (to institution and students)
- ➔ Increase in Governor's emergency education Relief (GEER) Fund, but majority required to go toward private education
- ⊘ No Coronavirus Relief Fund (CRF) for expenses related to COVID-19

# Preliminary federal funding overview

## Federal Allocations to VA Higher Education, CARES and Consolidated Appropriations Act of 2021

CARES Funding by Sector and Source					Consolidated Appropriations Act of 2021***			
Fund Source	Publics	Privates	For-Profits	Grand Total	Publics	Privates	For-Profits	Grand Total
Higher Education Emergency Relief Fund (HEERF)*	\$239,050,057	\$72,645,071	\$32,155,129	\$343,850,257	TBD	TBD	TBD	<b>\$488,000,000</b>
Governor's Emergency Education Relief Fund (GEERF)**	\$19,662,500	\$3,722,500	\$0	\$23,385,000	\$29,000,000 (must be split with secondary)	\$47,000,000	TBD	\$76,000,000
Coronavirus Relief Fund (CRF)****	\$178,024,487	\$22,000,000	\$0	\$200,024,487	\$0	\$0	\$0	<b>\$0</b>
<b>Grand Total</b>	<b>\$436,737,044</b>	<b>\$98,367,571</b>	<b>\$32,155,129</b>	<b>\$567,259,744</b>				<b>\$564,000,000</b>

\*Half of funds in Secs. 18004(a)(1) and 18004(a)(3) of HEERF must be allocated to student aid. That set-aside is not accounted for in this table because all of HEERF's three sources are aggregated in order to compare the two tranches.

\*\*GEER Funding in CAA 2021 must still be split between secondary and postsecondary

\*\*\*The statute's formula includes components for which the federal government does not have data so these are only initial estimates. These initial estimates do not include the distributions from 18003(a)(2) for HBCU's and MSI's nor the Fund for the Improvement of Postsecondary Education (FIPSE), the U.S. Secretary of Education's discretionary fund.

\*\*\*\*CRF funding includes money provided to medical centers

# Preliminary federal funding overview

---



**Broadband (new): \$50 monthly vouchers for students receiving Pell**



**SNAP Benefits (expanded): Students receiving work-study or with \$0 Expected Family Contribution (EFC)**

# Update on 2020-21 operations

- In total, across the system, enrollment is about flat
- At four-year public institutions:
  - Undergraduate enrollment is down slightly
  - Graduate enrollment is up slightly
  - First-year enrollment is down nearly 10%
- At VCCS:
  - Enrollment down about 4.6%
  - Non-credit enrollment TBD
- Large variation among institutions



# Update on 2020-21 operations

- Spring semester will look a lot like fall: adjusted schedule, hybrid courses
- More confidence after fall semester but increased vigilance with rising COVID figures



# Update on 2020-21 operations

- College tours, application and financial aid events mostly online
- Lower application rates for some institutions, lower FAFSA applications



**VIRGINIA COLLEGE APPLICATION WEEK**  
Nov. 16th -20th

**On-site Admissions**  
Monday, Nov. 16th: University of Lynchburg

Tuesday, Nov. 17th: Ferrum College and Norfolk State University

Nov. 18th: Radford University

Nov. 19th: University of Maryon, Richard Bland College, and Virginia State University

**Why College?**  
Celebrating Virginia College Application Week

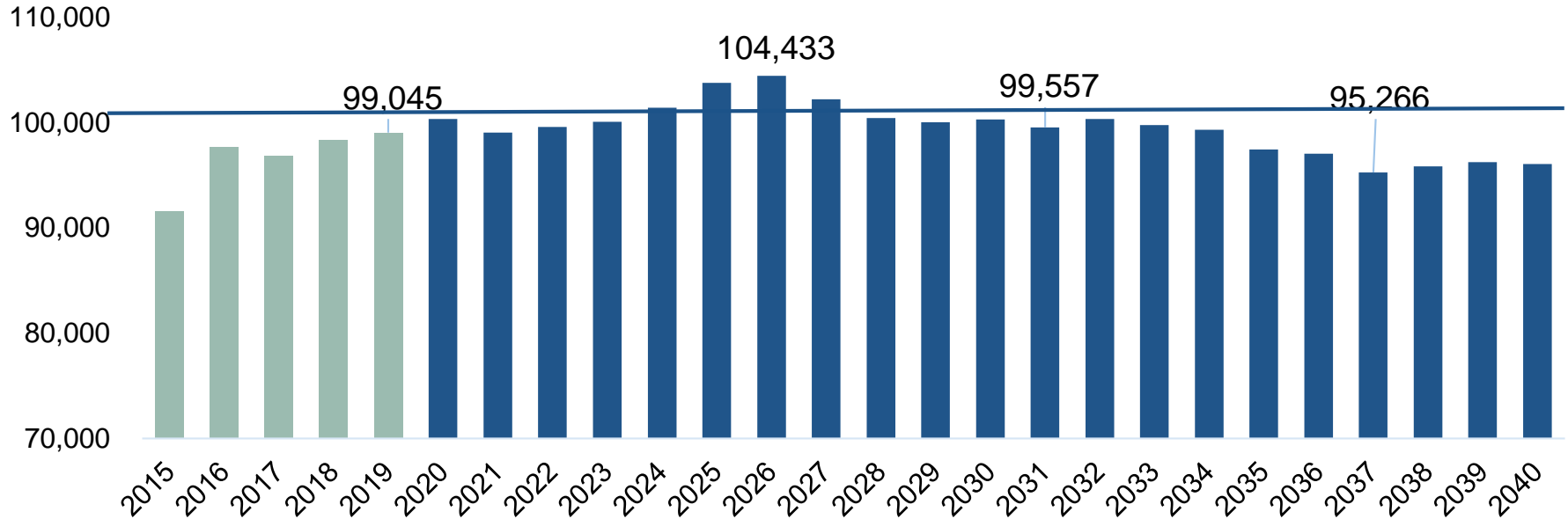
Ms. Hughes - University of Virginia (her son attends!) - UC Santa Barbara, Mr. Harris - Univ of North Carolina, Ms. Huizing - Albright College and Moremouth University, Ms. Waterman - Virginia Tech, Ms. Shaw - Shippensburg U.



# Beyond 2021: fewer graduates

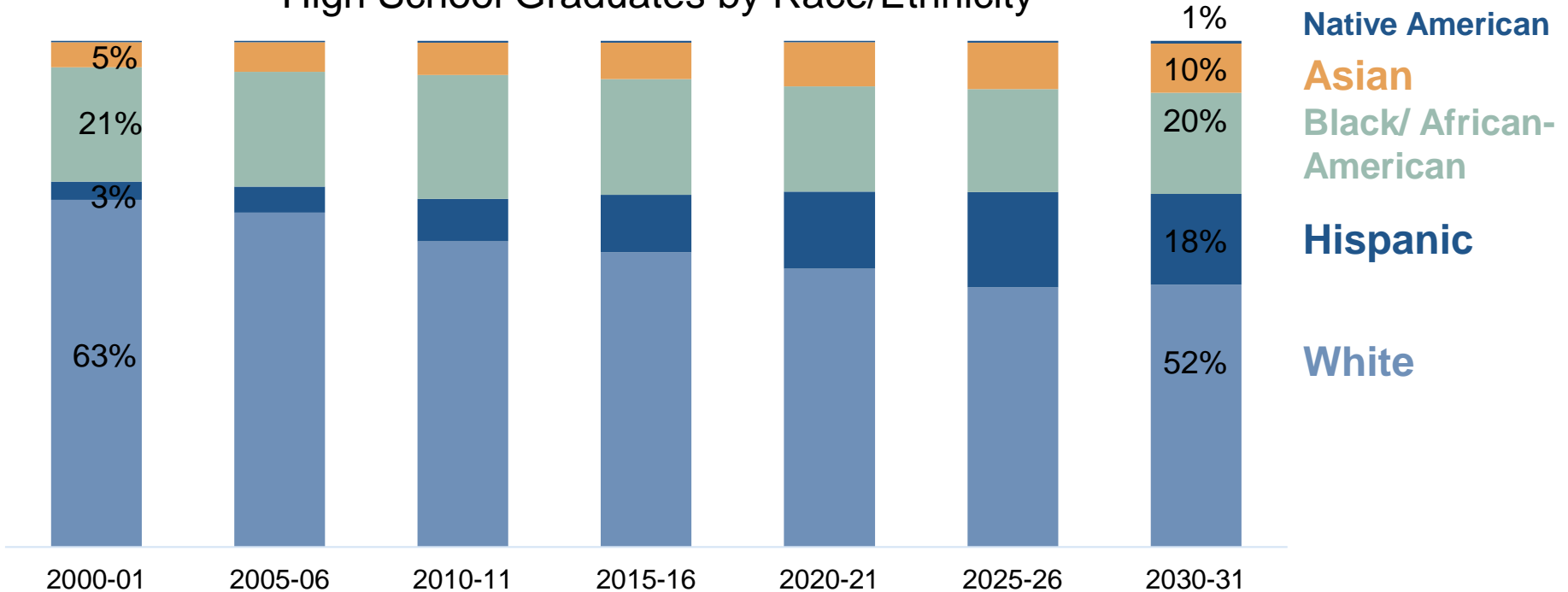
## Virginia High School Graduate Projections

Source: <https://knocking.wiche.edu/data>



# Beyond 2021: shifting demographics

## High School Graduates by Race/Ethnicity



Source: <https://knocking.wiche.edu/data>

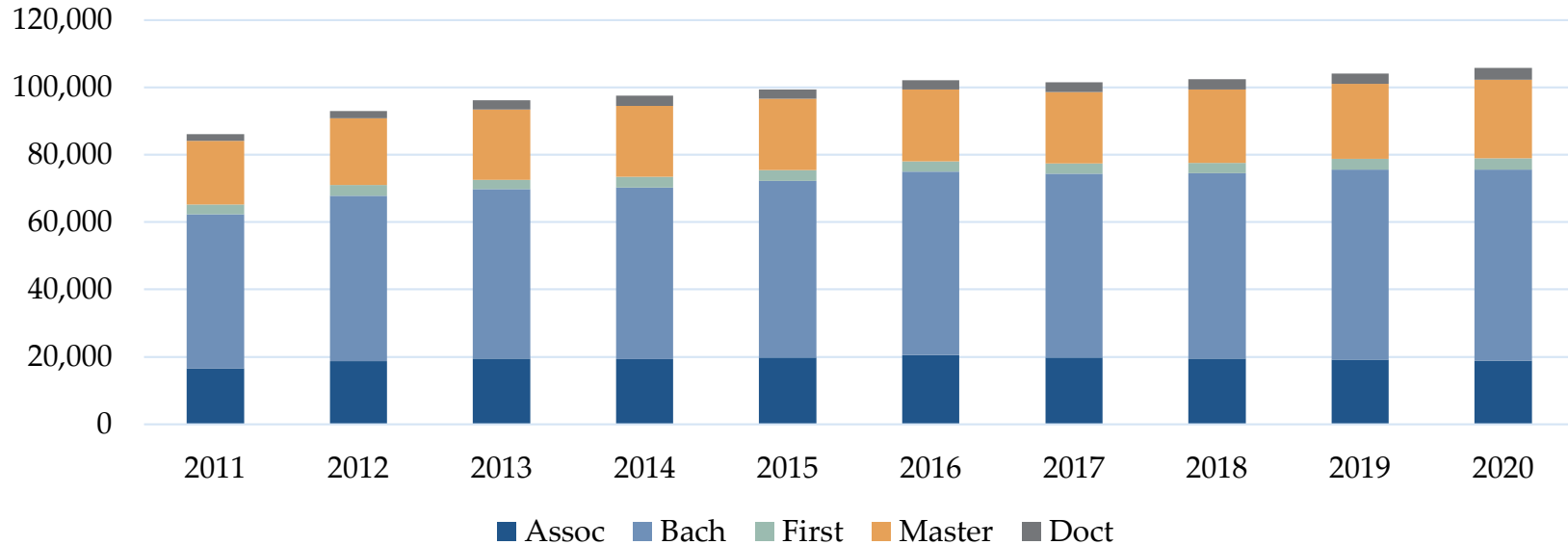
# Beyond 2021: strong foundation

Virginia's system is well ranked high and there are many opportunities for education beyond high school



# Beyond 2021: degree momentum

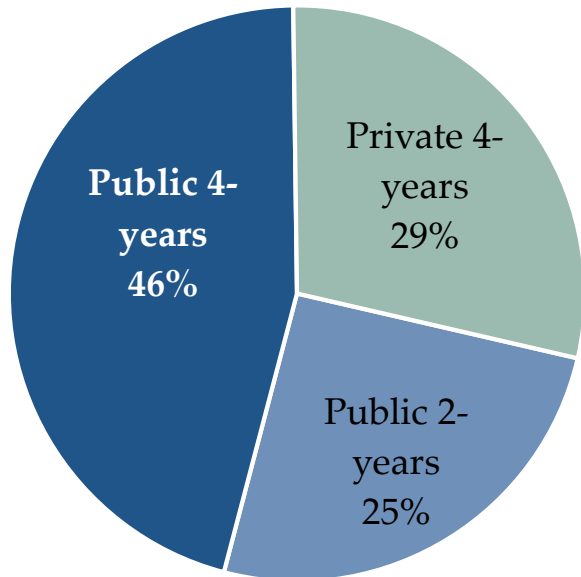
## Degrees conferred, all institutions



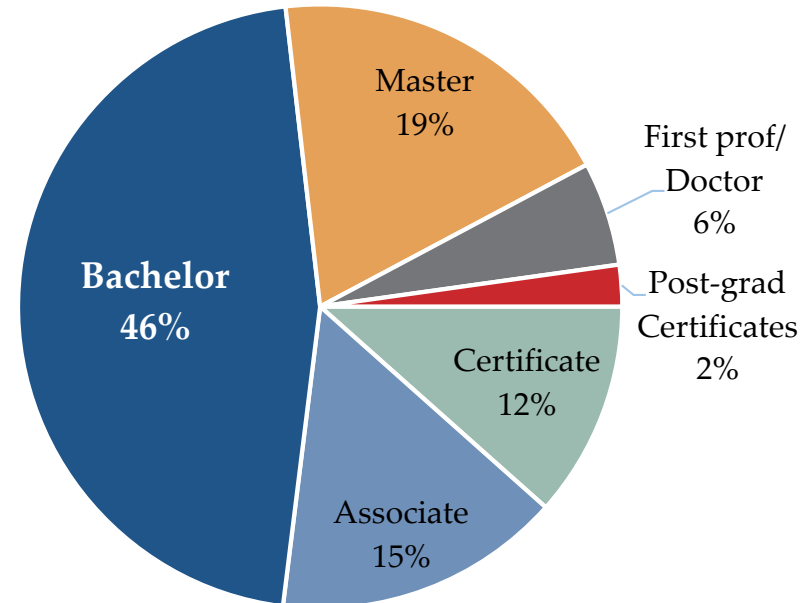
# Beyond 2021: degree momentum

## Degrees and Certificates Conferred, 2019-2020

### Institution type



### Award type



# Overview of key 2020 SCHEV reports

---

- **Reports**: Recent publications
  - [Pathways to Opportunity: The Virginia Plan for Higher Education](#)
  - [SCHEV budget and policy recommendations](#)
  - [Baselines and trends in higher education and general support](#)
  - [Higher education and workforce alignment project](#)
  - [Annual Report Office of the Qualified Education Loan Ombudsman](#)
  - [2020-2021 Tuition and fees](#)
- **Data**: Enrollments, earnings, debt, aid, admissions, degrees, institution profiles, etc.
- **Insights**: Analysis of the budget, CARES, financial aid, etc.

# Looking ahead

---

- **2020 session and special session budgets and Governor's 2021 budget support affordability and access:**
  - Undergraduate need-based financial aid
  - Tuition Assistance Grant
  - G3 (community colleges)
  - HBCU affordability pilots

# Looking ahead

---

- **Ongoing work needed in:**
  - Achievement gaps
  - Operating costs and state investments
  - Outreach to high school students and adults with some college
  - Program/labor market alignment
  - Digital access, adoption and literacy



# Thank you.

[peterblake@schev.edu](mailto:peterblake@schev.edu)

[www.schev.edu](http://www.schev.edu)