



Office of Children's Services  
Empowering communities to serve youth

# Overview of the Children's Services Act

**Scott Reiner**  
**Executive Director**  
**Office of Children's Services**

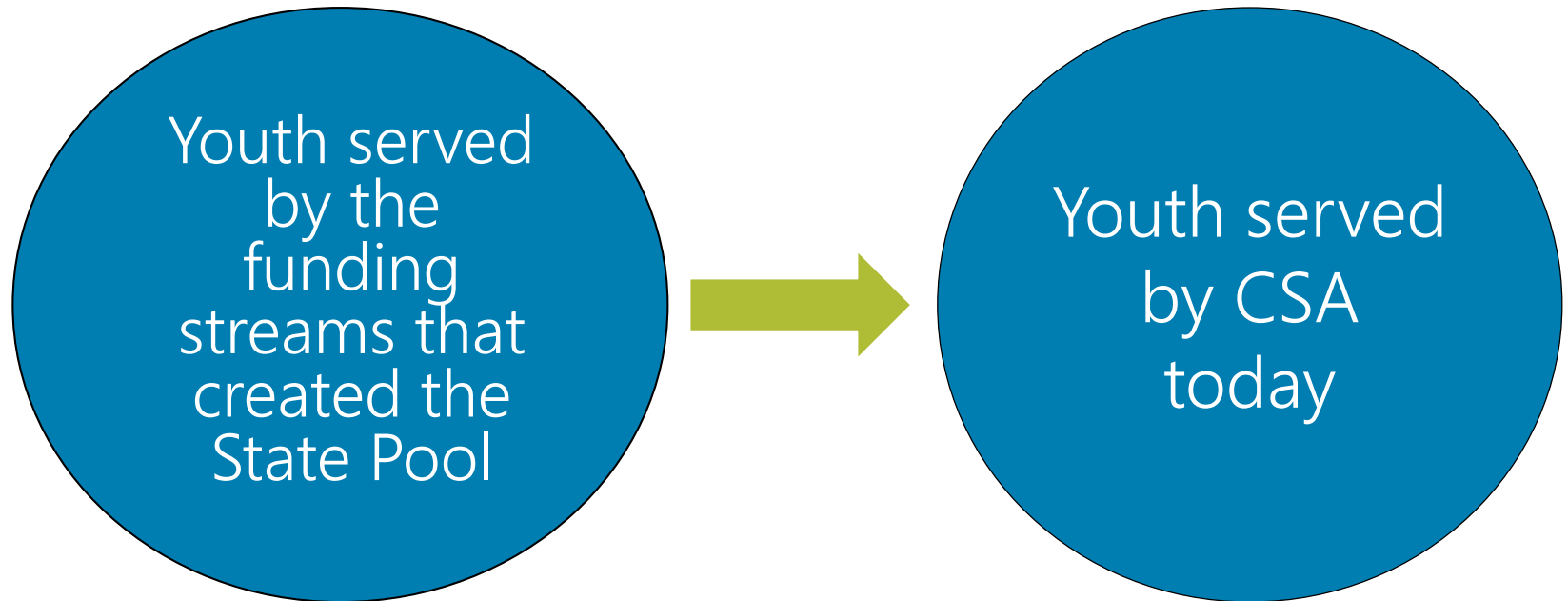
**Senate Finance Committee**  
**Health and Human Resources Subcommittee**

**January 29, 2018**

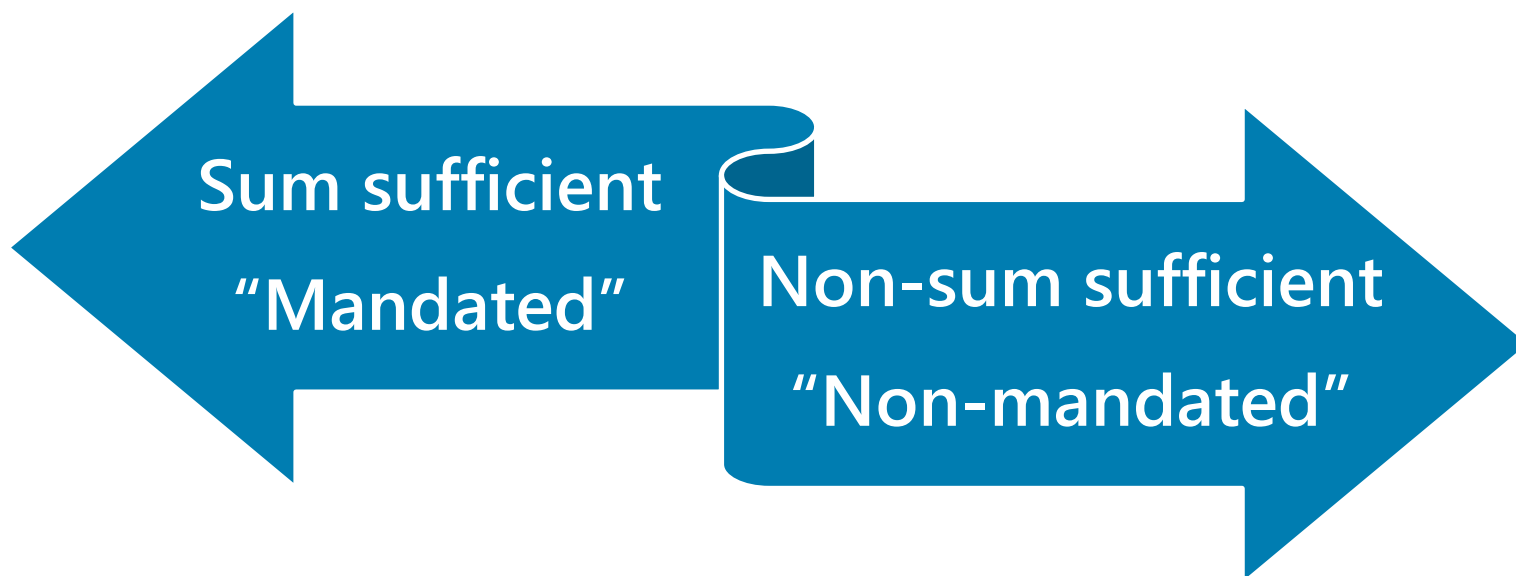
# CSA: A Very Short History

- Effective July 1, 1993
- Consolidated funding from seven funding streams and four agencies (DSS, DOE, DBHDS, DJJ) into a single "state pool"
- Established a state supervised, locally administered and operated system
- Created the structures and functions to operate the program (SEC, OCS, FAPT, CPMT, etc.)

# Eligibility for CSA Funding




# CSA Funding (COV, § 2.2-5211 C)



§ 2.2-5211.C – The General Assembly and the governing body of each county and city shall annually appropriate such sums of money as shall be sufficient to (i) provide special education services ... for children and youth identified in subdivisions B 1, B2, and B3 and (ii) and meet relevant federal mandates for provision of these services.

# CSA Funding: A Shared Responsibility

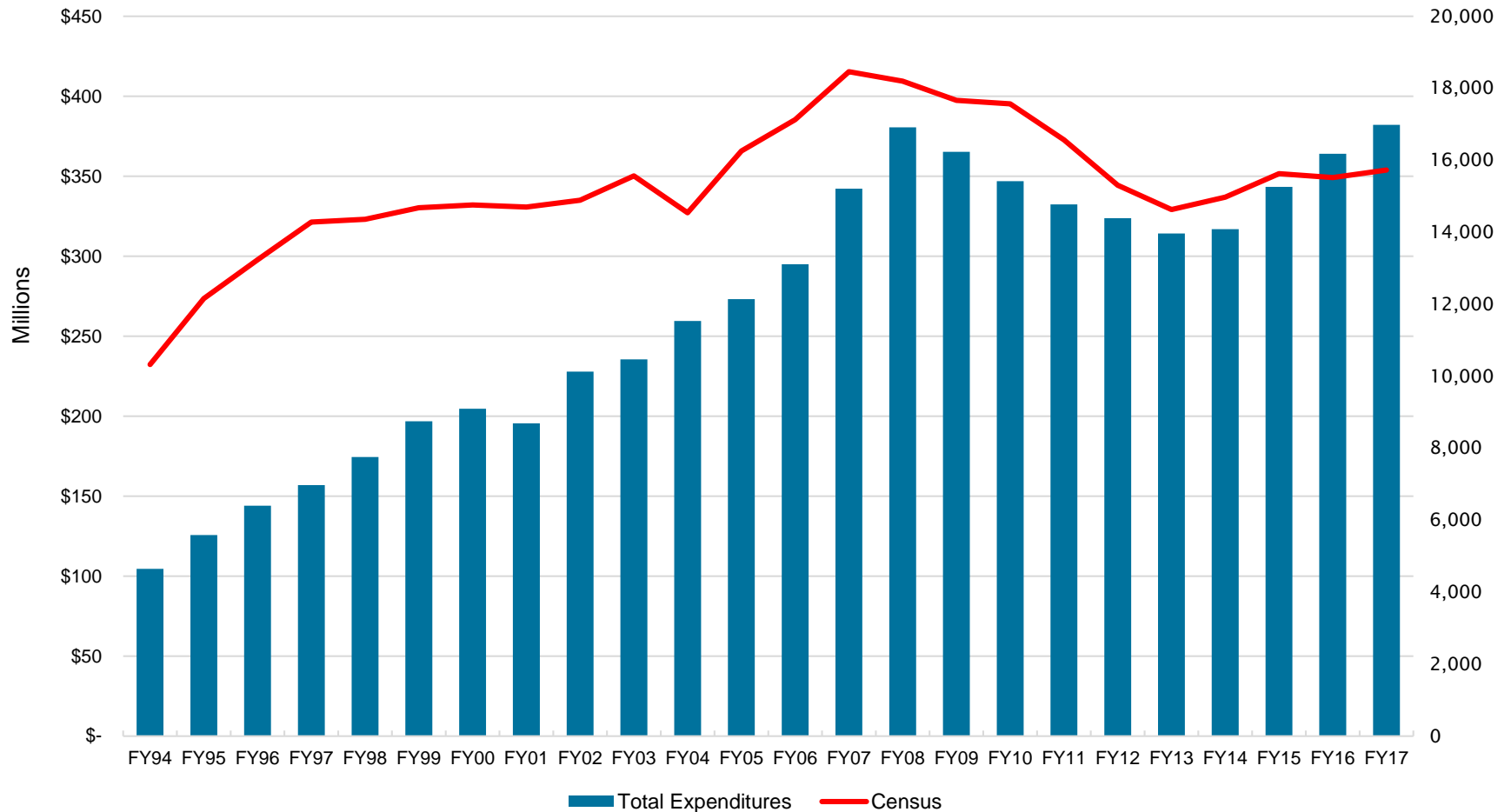


**Source:** 2017 Final Data: CSA Local Expenditure and Data Reimbursement System (LEDRS)

# Eligibility for CSA Funding

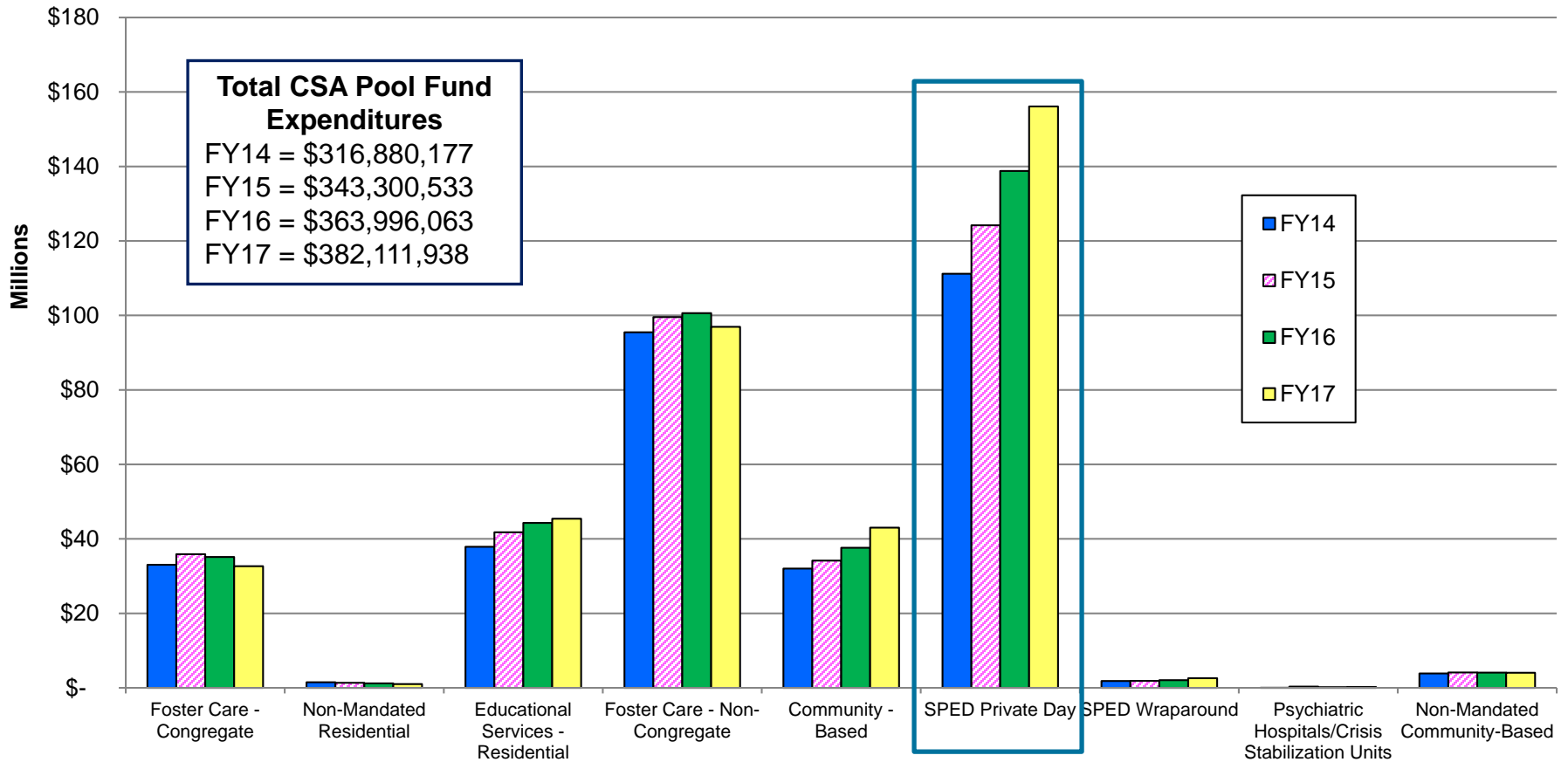
- §2.2-5211.B.1 - 3 and §2.2-5212.A. 1 – 4:
  - Children and youth placed for purposes of special education in approved private school educational programs (mandated)
  - Children and youth receiving foster care services, as defined in §63.2-905 (mandated)
  - Children or youth with significant emotional or behavioral problems meeting specific criteria (non-mandated)
- Per opinion of the Attorney General (2007):
  - Children meeting the criteria of a Child in Need of Services (§16.1-228)

# CSA Expenditures and Census (FY1994 – 2017)



**Source:** CSA Data Set (pre-2017) and Local Expenditure and Data Reimbursement System (LEDRS)

# CSA Expenditures by Category (FY2014 – 2017)



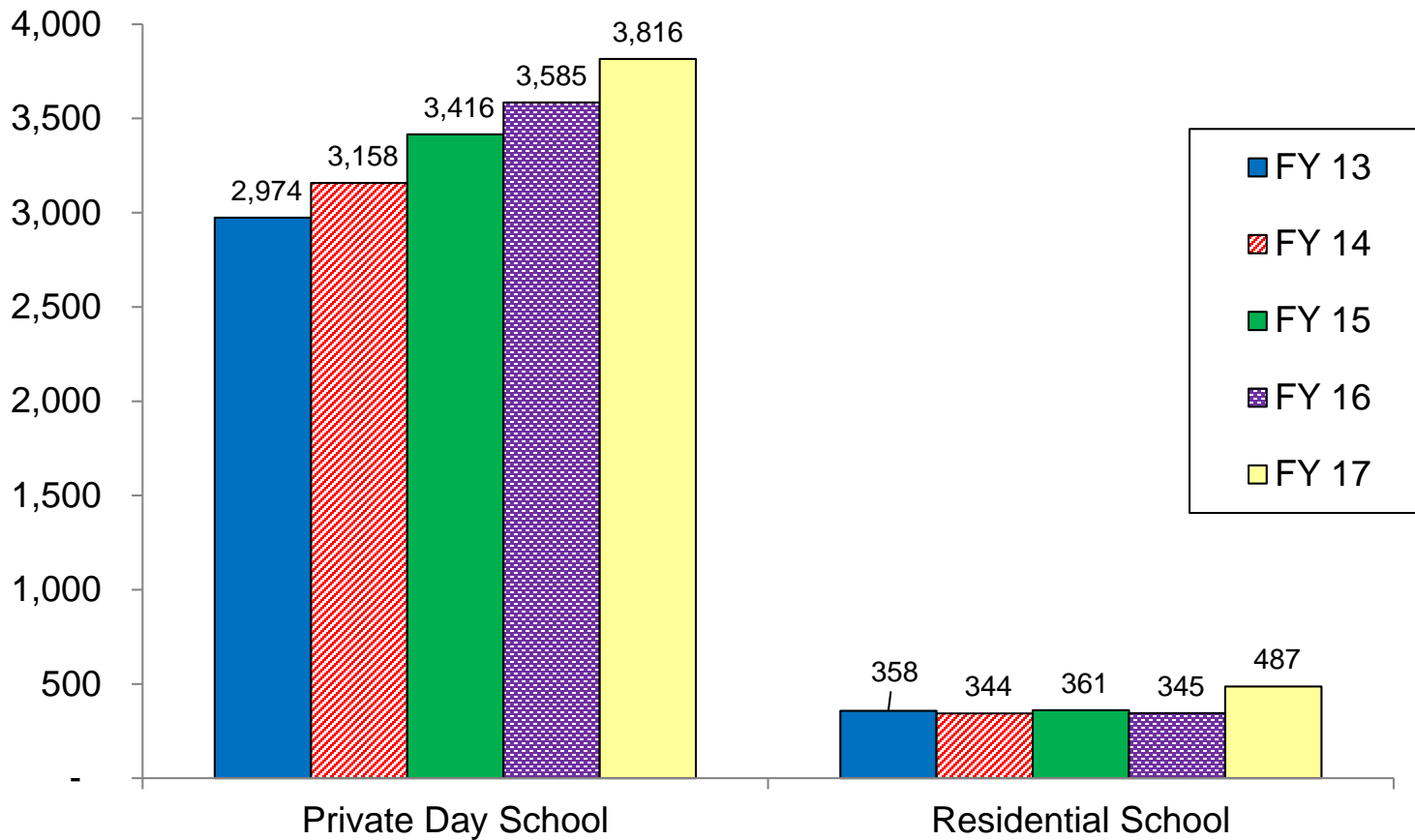
**Source:** CSA Data Set (pre-2017) and Local Expenditure and Data Reimbursement System (LEDRS)



# CSA Funding for Students with Disabilities

- Local school division identifies the student and develops an Individualized Education Program (IEP) specifying a private educational setting (day or residential) as the least restrictive environment following the requirements of the federal Individuals with Disabilities Education Act (IDEA) and state special education regulations.
  - The student is referred to the local CSA program to arrange placement (if not already determined in the IEP) and funding.
- State share of cost is reimbursed through CSA.
- Source of local matching funds is at the discretion of the locality.

# Youth Served: Private Special Education Services



**Source:** CSA Data Set (pre-2017) and Local Expenditure and Data Reimbursement System (LEDRS)

# DOE Data on Private Placements by Disability

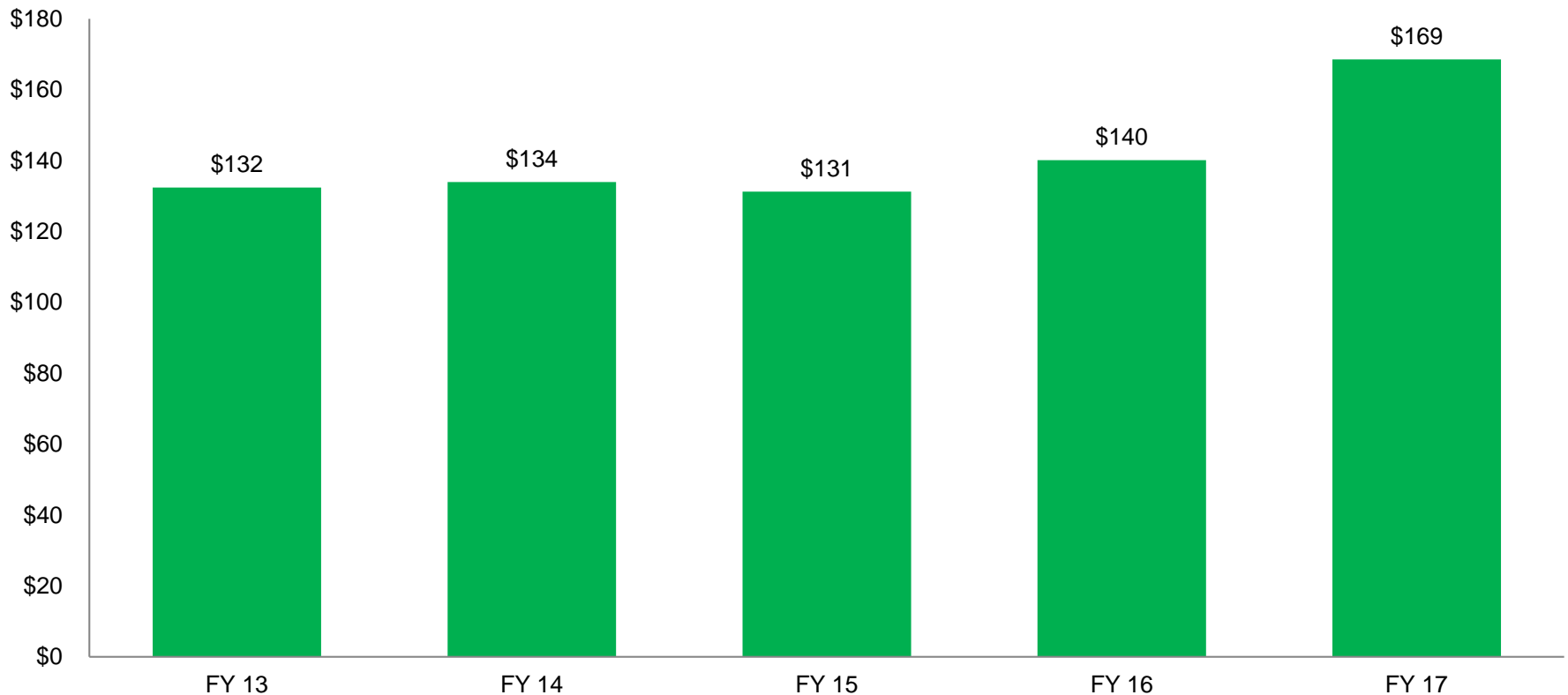
December 1 Placement Codes 3 and 5 by Disability Category						
DOE Private Day Placement Code 3						
	2013	2014	2015	2016	% of Total	Change
Autism	610	695	792	911	33%	149%
Emotional Disturbance	809	891	900	913	33%	113%
Intellectual Disability	159	166	184	193	7%	121%
Multiple Disabilities	158	168	186	193	7%	122%
Other Health Impairment	372	407	438	458	16%	123%
Specific Learning Disability	127	129	131	111	4%	87%
State Totals	2235	2482	2655	2802	100%	125%
DOE Private Residential Placement Code 5						
	2013	2014	2015	2016	% of Total	Change
Autism	69	66	72	81	3%	117%
Emotional Disturbance	268	212	237	228	8%	85%
Intellectual Disability	39	39	40	36	1%	92%
Multiple Disabilities	36	32	27	23	1%	64%
Other Health Impairment	79	93	92	90	3%	114%
Specific Learning Disability	41	40	26	30	1%	73%
State Totals	532	490	502	498	18%	94%
<b>Source:</b> DOE December 1 Special Education Child Count						

# Gross CSA Expenditures – Private Education

	<b>FY2015</b>	<b>FY2016</b>	<b>FY2017</b>
Private Day	\$ 124,290,761	\$ 138,931,168	\$ 156,792,360
Residential	\$ 15,873,686	\$ 15,872,069	\$ 18,181,240
<b>Total</b>	<b>\$ 140,164,447</b>	<b>\$ 154,803,237</b>	<b>\$ 174,973,600</b>

**Source:** CSA Data Set (pre-2017) and Local Expenditure and Data Reimbursement System (LEDRS)

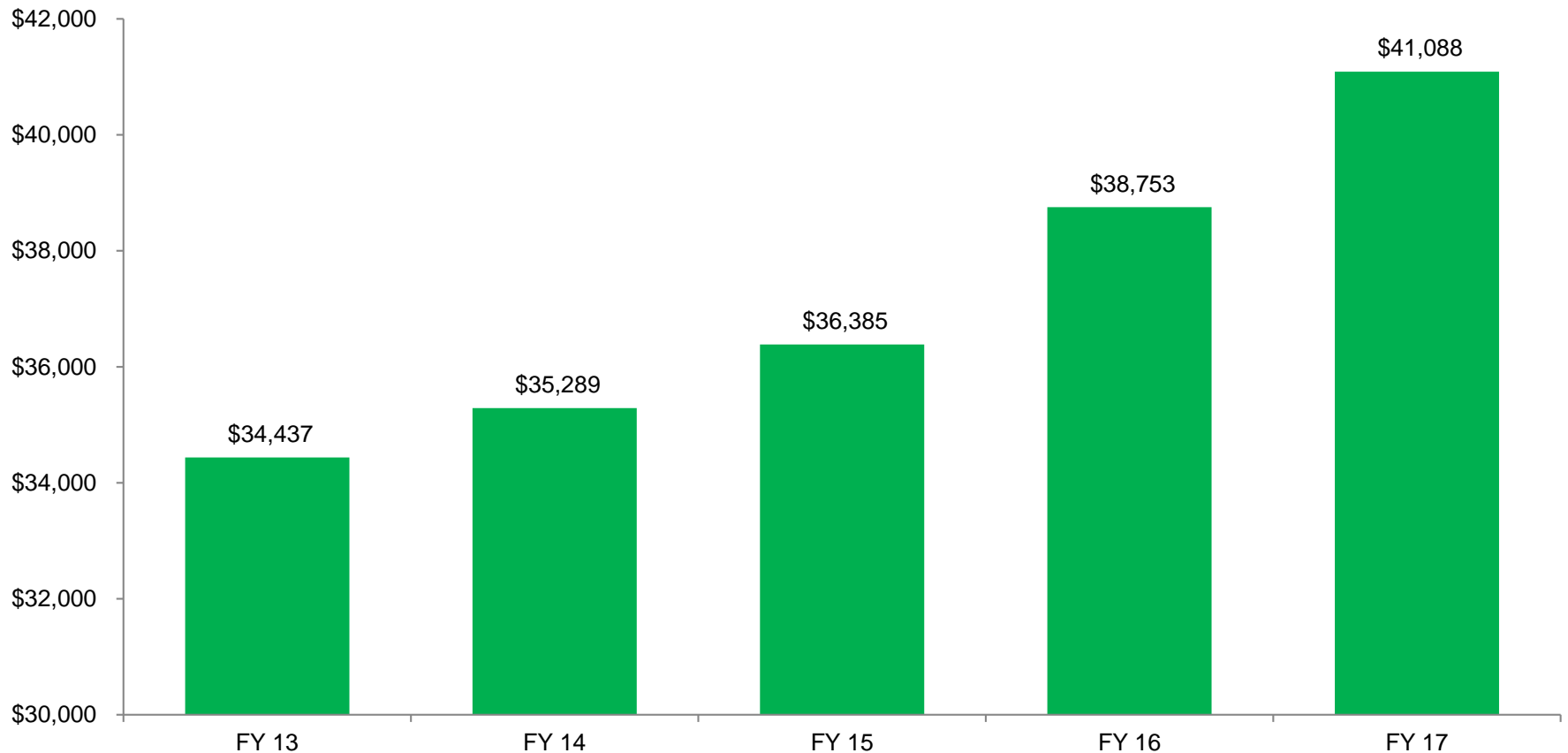
# Average Daily Cost – Private Day School



**Note:** Costs of transportation are the responsibility of the local school division

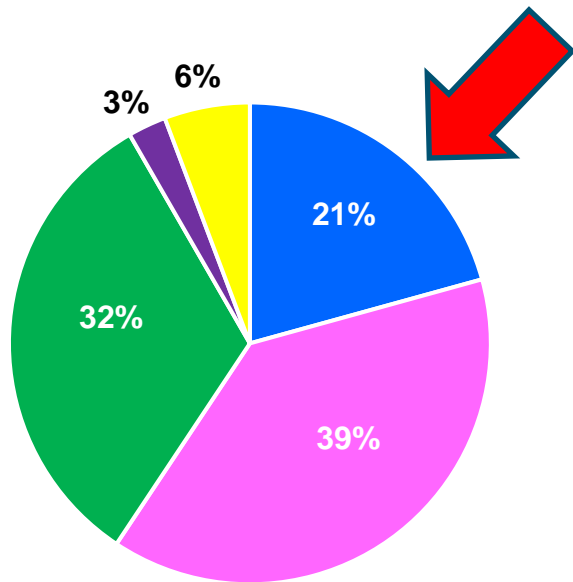
**Source:** CSA Data Set (pre-2017) and Local Expenditure and Data Reimbursement System (LEDRS)

# Average Annual Cost – Private Day School

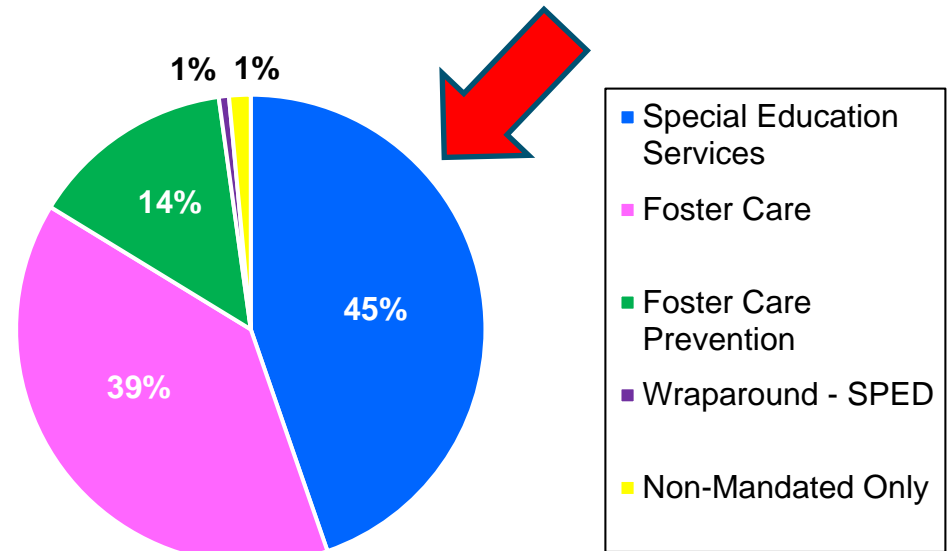


**Source:** CSA Data Set (pre-2017) and Local Expenditure and Data Reimbursement System (LEDRS)

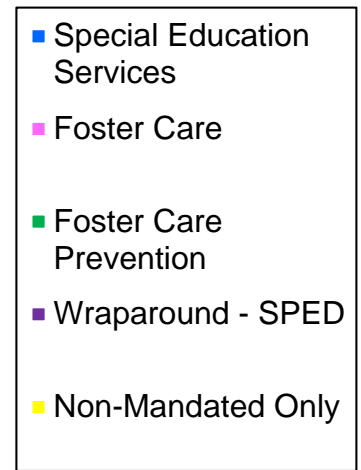
# CSA Census and Pool Fund Expenditures by Primary Mandate Type (PMT)



CSA Census by PMT



CSA Expenditures by PMT



**Note:** A child may have more than one PMT

**Source:** 2017 Final Data: CSA Local Expenditure and Data Reimbursement System (LEDRS)

## Recent Efforts to Address the Issues

- Virginia Commission on Youth
  - Two year study (Final Report (HD14) issued November 2015)
- State Executive Council for Children's Services (SEC)
  - Report (RD429, issued November 2016) provided a number of recommendations including:
    - Restructuring the Children's Services Act and Virginia Department of Education funding of special education services, specifically private educational services.
    - Defining and measuring outcomes for students in private special education settings.
    - Increasing attention to the successful transition/reintegration of students with disabilities from private settings to public school settings.
    - Supporting and enhancing the ability of public schools to serve students with disabilities in the least restrictive environment.
  - The input gathered by the SEC work group reflected the great complexity of the issues contributing to this situation, distinct perspectives of different constituencies, and the many challenges in arriving at possible solutions.



## Recent Efforts to Address the Issues



- The 2017 General Assembly directed the staff of the House Appropriations and Senate Finance committees (Appropriation Act, Chapter 836, Item T. 5. (b – d)) to further study this issue and to make recommendations.
  - This work is ongoing

# 2018 Session – CSA Budget

- Current budget (Chapter 836)

FY2017	FY2018
\$329,749,289	\$332,099,501

- Governor's Introduced Budget (HB30)

FY2019	FY2020
\$349,251,604	\$369,425,756
 6.9%	 7.3%

- Anticipated increases in caseload and expenditures primarily attributed to special education private day programs.

## 2018 Session – CSA Bills

- SB205/HB1346
  - Adds to CSA eligibility certain students returning to a designated public school special education program in PD16 from a CSA funded private special education day program
- HB176
  - Establishes (through VDOE) two pilot programs to study the resources needed and feasibility of transitioning students with disabilities to the public school setting from private special education day programs.
- HJ29
  - Requests JLARC to study the CSA